

# Regulatory Compliance monitoring report

**Quarter 2 2015-16**

**KPMG LLP**

**Public Sector Audit Appointments Limited (PSAA) is an independent company limited by guarantee incorporated by the Local Government Association in August 2014.**

**The Secretary of State for Communities and Local Government delegated statutory functions (from the Audit Commission Act 1998) to PSAA by way of a letter of delegation issued under powers contained in the Local Audit and Accountability Act 2014.**

**The company is responsible for appointing auditors to local government, police and local NHS bodies, for setting audit fees and for making arrangements for the certification of housing benefit subsidy claims.**

**Before 1 April 2015, these responsibilities were discharged by the Audit Commission.**

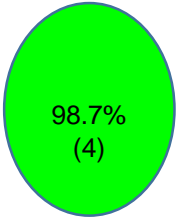
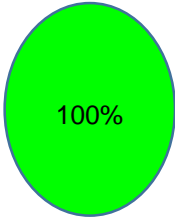
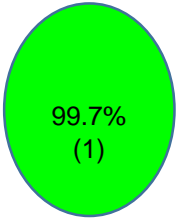
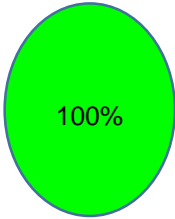
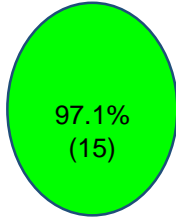
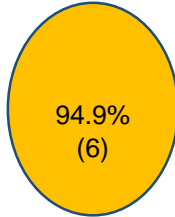
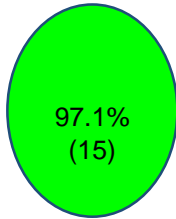
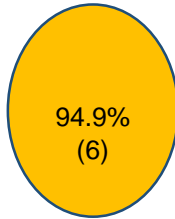
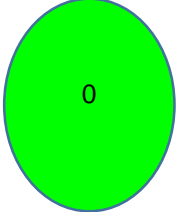

# Contents


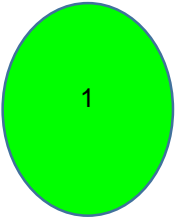




Monitoring of regime requirements.....	4
Other issues identified in the quarter.....	7
<b>Fee variations</b> .....	7
<b>Non-audit services</b> .....	7

## Monitoring of regime requirements

This report summarises the performance of KPMG LLP (KPMG) against key quarterly performance indicators. The all firm comparison is also provided. Exception items are listed by Engagement Lead in Appendix 1 and also by Audited Body in Appendix 2.

Activity	Target	All firms % (no.) missed	KPMG % (no.) missed	Red, Amber, Green (RAG) status	Firm comments
Issue of planning letters.	100% by 30 April 2015.	100%	100%	G>95.01% delivered or 1 missed. A 90.01 – 95.00% delivered or 2 missed. R<90.00% delivered or 3 missed.	
Issue of NHS audit opinions.	100% by 29 May 2015 (CCG) and 5 June 2015 (NHS Trusts).	97.7% (7)	100%	G>95.01% delivered or 1 missed. A 90.01 – 95.00% delivered or 2 missed. R<90.00% delivered or 3 missed	
Issue of NHS VFM conclusions.	100% by 29 May 2015 (CCG) and 5 June 2015 (NHS Trusts).	98.0% (6)	100%	G>95.01% delivered or 1 missed. A 90.01 – 95.00% delivered or 2 missed. R<90.00% delivered or 3 missed	

Issue of NHS annual audit letters.	100% by 31 July 2015.			G>95.01% delivered or 1 missed. A 90.01 – 95.00% delivered or 2 missed. R<90.00% delivered or 3 missed	
Confirmation of final NHS fee to audited bodies.	100% by 31 July 2015.			G>95.01% delivered or 1 missed. A 90.01 – 95.00% delivered or 2 missed. R<90.00% delivered or 3 missed	
Issue of local government audit opinions.	100% by 30 September 2015.			G>95.01% delivered or 1 missed. A 90.01 – 95.00% delivered or 2 missed. R<90.00% delivered or 3 missed	In all six cases the delays were due to issues beyond the firm's control.
Issue of local government VFM conclusions.	100% by 30 September 2015.			G>95.01% delivered or 1 missed. A 90.01 – 95.00% delivered or 2 missed. R<90.00% delivered or 3 missed	As per opinion comments above.
Complaints upheld against auditors.	No complaints upheld against auditors.			G = 0 upheld A = 1 R = 2 or more.	

<p>Non-compliance with requirements on independence issues.</p>	<p>No instances of non-compliance.</p>			<p>Firm: G= up to 1, A= 2, R= 3 or more</p> <p>Regime: G= up to 7, A= 8, R= 9 or more</p>	
<p>Attendance at Contact Partner Group meetings.</p>	<p>Attendance of Contact Partner (or nominated representative) at all meetings.</p>			<p>Firm: G= up to 1, A= 2, R= 3 or more missed meetings.</p> <p>Regime: G= up to 7, A= 8, R= 9 or more missed meetings.</p>	
<p>Consideration of Objections</p>	<p>All objections decided upon within nine months.</p>			<p>Firm: G= up to 1 over nine months A= 2, R= 3 or more</p> <p>Regime: G= up to 7 over nine months A= 8, R= 9 or more</p>	<p>These are all very complex objections and we continue to progress them as efficiently as possible.</p>

## Other issues identified in the quarter

### Fee variations

During quarter two, PSAA received requests for variations to 2013/14 and 2014/15 scale fees, totalling £26,797 and £57,940 respectively as detailed in Tables 1 and 2.

**Table 1: 2013/14 Fee variation requests**

Total net value of fee variation requests made (£)	% of variation against scale fee requested	Total net value of fee variation requests approved (£)	% of variation against scale fee approved
26,797	0.13	26,797	0.13

**Table 2: 2014/15 Fee variation requests**

Total net value of fee variation requests made (£)	% of variation against scale fee requested	Total net value of fee variation requests approved (£)	% of variation against scale fee approved
57,940	0.30	50,428	0.26

PSAA has asked the firm to provide further supporting information on the remainder of the 14/15 fee variations requested.

### Non-audit services

No requests were made to PSAA for approval of non-audit services above the de minimis threshold, set out in the Terms of appointment, during quarter two.