

Regulatory Compliance monitoring report

Quarter 4 2015-16

Grant Thornton (UK) LLP

Public Sector Audit Appointments Limited (PSAA) is an independent company limited by guarantee incorporated by the Local Government Association in August 2014.

The Secretary of State for Communities and Local Government delegated statutory functions (from the Audit Commission Act 1998) to PSAA by way of a letter of delegation issued under powers contained in the Local Audit and Accountability Act 2014.

The company is responsible for appointing auditors to local government, police and local NHS bodies, for setting audit fees and for making arrangements for the certification of housing benefit subsidy claims.

Before 1 April 2015, these responsibilities were discharged by the Audit Commission.

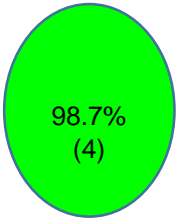
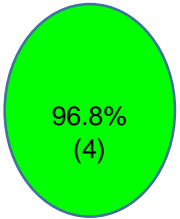
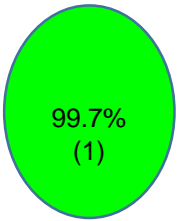
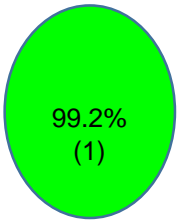
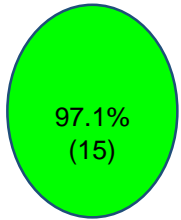
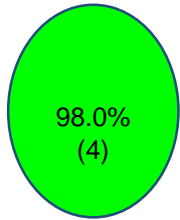
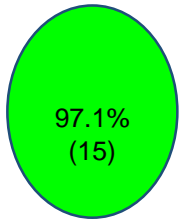
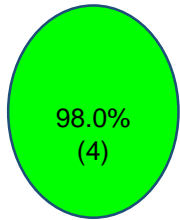
Contents

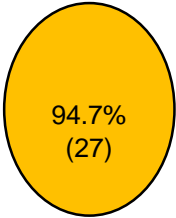
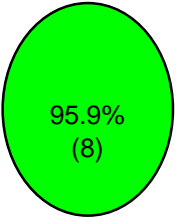
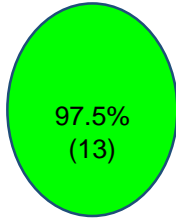
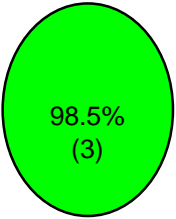
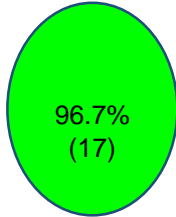
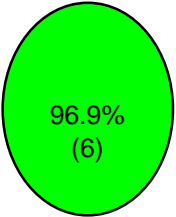
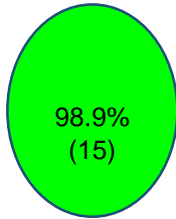
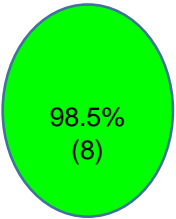


| | |
|---|---|
| Monitoring of regime requirements..... | 4 |
| Other issues identified in the quarter..... | 8 |
| Fee variations | 8 |
| Non-audit services | 8 |







Monitoring of regime requirements

1 This report summarises the performance of Grant Thornton (UK) LLP (GT) against key quarterly performance indicators. The all firm comparison is also provided. Exception items are listed by Engagement Lead in Appendix 1 and also by Audited Body in Appendix 2.

| Activity | Target | All firms % (no.) missed | GT % (no.) missed | Red, Amber, Green (RAG) status | Firm comments |
|-------------------------------|---|-----------------------------------|----------------------------|---|---------------|
| Issue of planning letters. | 100% by 30 April 2015. | 100% | 100% | G>95.01% delivered or 1 missed. A 90.01 – 95.00% delivered or 2 missed. R<90.00% delivered or 3 missed. | |
| Issue of NHS audit opinions. | 100% by 29 May 2015 (CCG) and 5 June 2015 (NHS Trusts). | 97.7% (7) | 99.2% (1) | G>95.01% delivered or 1 missed. A 90.01 – 95.00% delivered or 2 missed. R<90.00% delivered or 3 missed | |
| Issue of NHS VFM conclusions. | 100% by 29 May 2015 (CCG) and 5 June 2015 (NHS Trusts). | 98.0% (6) | 100% | G>95.01% delivered or 1 missed. A 90.01 – 95.00% delivered or 2 missed. R<90.00% delivered or 3 missed | |

| | | | | | |
|--|----------------------------|--|---|---|--|
| Issue of NHS annual audit letters. | 100% by 31 July 2015. |  |  | <p>G>95.01% delivered or 1 missed.</p> <p>A 90.01 – 95.00% delivered or 2 missed.</p> <p>R<90.00% delivered or 3 missed</p> | |
| Confirmation of final NHS fee to audited bodies. | 100% by 31 July 2015. |  |  | <p>G>95.01% delivered or 1 missed.</p> <p>A 90.01 – 95.00% delivered or 2 missed.</p> <p>R<90.00% delivered or 3 missed</p> | |
| Issue of local government audit opinions. | 100% by 30 September 2015. |  |  | <p>G>95.01% delivered or 1 missed.</p> <p>A 90.01 – 95.00% delivered or 2 missed.</p> <p>R<90.00% delivered or 3 missed</p> | |
| Issue of local government VFM conclusions. | 100% by 30 September 2015. |  |  | <p>G>95.01% delivered or 1 missed.</p> <p>A 90.01 – 95.00% delivered or 2 missed.</p> <p>R<90.00% delivered or 3 missed</p> | |

| | | | | | |
|---|---|--|--|---|--|
| Issue of WGA reports. | 100% by 2 October 2015. |  <p>94.7% (27)</p> |  <p>95.9% (8)</p> | <p>G>95.01% delivered or 1 missed.</p> <p>A 90.01 – 95.00% delivered or 2 missed.</p> <p>R<90.00% delivered or 3 missed</p> | |
| Issue of local government annual audit letters. | 100% by 30 October 2015. |  <p>97.5% (13)</p> |  <p>98.5% (3)</p> | <p>G>95.01% delivered or 1 missed.</p> <p>A 90.01 – 95.00% delivered or 2 missed.</p> <p>R<90.00% delivered or 3 missed</p> | |
| Confirmation of final local government fee to audited bodies. | 100% by 30 October 2015. |  <p>96.7% (17)</p> |  <p>96.9% (6)</p> | <p>G>95.01% delivered or 1 missed.</p> <p>A 90.01 – 95.00% delivered or 2 missed.</p> <p>R<90.00% delivered or 3 missed</p> | |
| Audited body database information | Accurate database information provided to PSAA. |  <p>98.9% (15)</p> |  <p>98.5% (8)</p> | <p>G>95.01% delivered or 1 missed.</p> <p>A 90.01 – 95.00% delivered or 2 missed.</p> <p>R<90.00% delivered or 3 missed</p> | |
| Complaints upheld against auditors. | No complaints upheld against auditors. |  <p>0</p> |  <p>0</p> | <p>G = 0 upheld</p> <p>A= 1</p> <p>R = 2 or more.</p> | |

| | | | | | |
|---|---|---|--|---|--|
| <p>Non-compliance with requirements on independence issues.</p> | <p>No instances of non-compliance.</p> |  |  | <p>Firm: G= up to 1, A= 2, R= 3 or more</p> <p>Regime: G= up to 7, A= 8, R= 9 or more</p> | |
| <p>Attendance at Contact Partner Group meetings.</p> | <p>Attendance of Contact Partner (or nominated representative) at all meetings.</p> |  |  | <p>Firm: G= up to 1, A= 2, R= 3 or more missed meetings.</p> <p>Regime: G= up to 7, A= 8, R= 9 or more missed meetings.</p> | |
| <p>Consideration of Objections</p> | <p>All objections decided upon within nine months.</p> |  |  | <p>Firm: G= up to 1 over nine months A= 2, R= 3 or more</p> <p>Regime: G= up to 7 over nine months A= 8, R= 9 or more</p> | |

Other issues identified in the quarter

Fee variations

2 During quarter four, PSAA received requests for variations to 2013/14 and 2014/15 scale fees, totalling £17,405 and £302,659 respectively as detailed in Tables 1 and 2.

Table 1: 2013/14 Fee variation requests

| Total net value of fee variation requests made (£) | % of variation against scale fee requested | Total net value of fee variation requests approved (£) | % of variation against scale fee approved |
|--|--|--|---|
| 17,405 | 0.05 | 17,405 | 0.05 |

Table 2: 2014/15 Fee variation requests

| Total net value of fee variation requests made (£) | % of variation against scale fee requested | Total net value of fee variation requests approved (£) | % of variation against scale fee approved |
|--|--|--|---|
| 302,659 | 0.97 | 239,858 | 0.77 |

3 Further information has been requested from the firm by PSAA to support the remaining amount.

Non-audit services

4 9 requests were made to PSAA for approval of non-audit services above the de minimis threshold, set out in the Terms of appointment, during quarter four.

Table 3: Non-audit service requests

| Body | Nature of work | Comments |
|------|--|----------|
| 1 | Financial resilience workshop | Approved |
| 2 | CFO Insights, capacity building workshop and project assessment. | Approved |
| 3 | Acquisition | Approved |
| 4 | Place analytics | Approved |
| 5 | Housing development programme | Approved |
| 6 | Metrolink development | Approved |
| 7 | FT workshop | Approved |
| 8 | Tax review | Approved |
| 9 | Procurement compliance | Rejected |